



ids International
Dermoscopy
Society

presents

DERMOSCOPY World Day 2024

May 11th, 2024 | global-dermatology.com



Thank you for making Dermoscopy | World Day 2024 such a successful event!

Dear Colleagues,

Interim Results:

It is with great pleasure that I present the interim results for Dermoscopy | World Day 2024.

This event attracted 3'446 MDs from 100+ countries. On the event day, 1,586 attendees engaged in an average of 2 hours and 34 minutes of scientific sessions, with many more to attend with the on-demand access.

This event was international. Starting local time at 8am in Fiji & New Zealand (UTC+12) and concluding local time at 20:14 in Midway Atoll (UTC-11) allowed attendees for 101 countries distant from large Educational hubs to access high quality medical education.

This event was rich with scientific content. Dermoscopy | WD treated attendees to an array of scientific content, including 33 scientific presentations, 5 panel discussions, and 6 sponsored symposia, lectured by Thought-Leaders from 20+ countries and accredited 8 ECME® by UEMS EACCME®.

This event was integrative, celebrated under the auspice of IDS in partnership with the International Trichoscopy Society, Moroccan Society of Dermatology, ICNI Group, AIDNID, Japan Society for Skin Structure Research, MEIDAM and Sharm Derma.

As we continue to analyze the positive impact of Dermoscopy | WD 2024, we are all looking forward toward a successful 6th World Congress of Dermoscopy !

Yours Sincerely,



Prof. Awatef Kelati
Scientific Organizer

ids International
Dermoscopy
Society

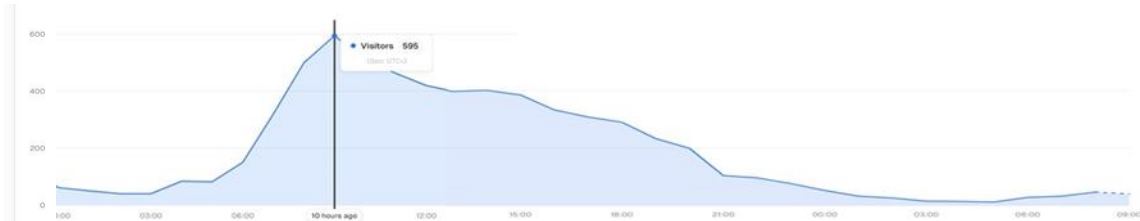
- **1586 Dermatologists and Skin MDs** from 101 countries, engaging an av. 2h34 on scientific sessions on event day only.
- **33+ scientific presentations**, 5 panel discussions and 6 sponsored symposium lectured by Thought-Leaders from 20+ countries
- Celebrated under the auspice of **International Dermoscopy Society (IDS)** and **Moroccan Society of Dermatology (SMD)** in partnership with **Indian Association of Dermatologists, Venereologists & Leprologists (IADVL)**, **International Trichology Society (ITS)**, **Non-Invasive Skin Imaging Group of the French Society of Dermatology (SDF ICNI group)**, **Italian Association of Non-invasive Diagnosis in Dermatology (AIDNID)**, **Middle East International Dermatology & Aesthetic Medicine (MEIDAM)**, and **Sharm Derma**
- Hosted Online on **global-dermatology.com**
- **UEMS EACCME® Accreditation: 8 ECME®**



1'586 MDs attended the Dermoscopy | WD and watched an average of 2h34 of scientific sessions on d-day (May 11th)

Attendees

- 1'586 MDs attended the Event on Sat May 11th. They watched an average of 2h34 of scientific presentations.
- Of these, 915 MDs attended more than 1h of scientific sessions, and are eligible to ECME credits.



- The Event started on May 11th at 8am local time in Fiji & New Zealand (UTC+12) and closed at 20:14 local time in Midway Atoll (UTC-11, 34h30 later). Audience picked at 9am UTC+2 with 595 attendees.
- In the 3-months ramp-up to the Dermoscopy | WD: 3'446 MDs registered to the Event Page, while 26'299 visitors visited 85'436 pages.
- Many MDs expressed interests for On-Demand viewing - which is now available and attendees can continue earning ECME over the next 7-months

Global Reach

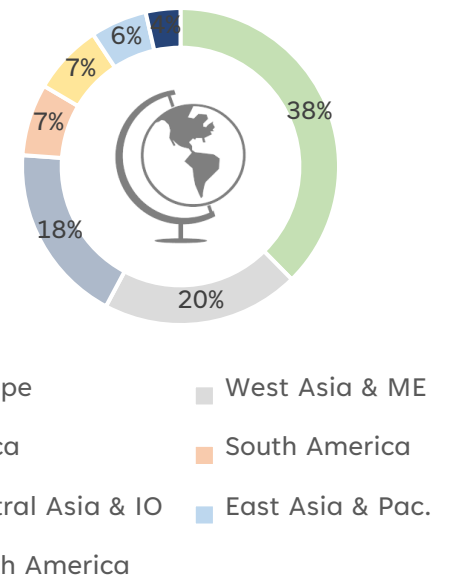
3'446 MDs pre-registered across 100+ countries in the 3-months ramp-up to the Event.

100% = 1'586 MD Attendees on event day

Top 15 Countries (of 101 countries):

- Turkey: 9%
- United Kingdom: 6%
- Morocco: 6%
- India: 4%
- Romania: 4%
- Switzerland: 4%
- UAE: 4%
- Egypt: 3%
- Italy: 3%
- Brazil: 3%
- Saudi Arabia: 2%
- United States: 2%
- Germany: 2%
- Philippines: 2%
- Nigeria: 2%

Regions



The rigorous scientific program is poised to dissect the latest in dermoscopic techniques and their application in diagnostics and patient management.

Scientific Program

1. Dermoscopy for Everyone

Delve into the latest findings and insights presented in the Journal Dermatology Practical and Conceptual, and explore the innovative projects and perspectives from the International Dermoscopy Society (IDS) that are making dermoscopy accessible to all.

2. Dermoscopy in Pigmented Lesions

Discover how dermoscopy is transforming the way we diagnose and manage facial pigmented lesions, uncovering a deeper understanding of skin health and aesthetics.

3. Diagnosis of Skin Cancer

Join the crucial mission of improving the early detection and diagnosis of skin cancer through the lens of dermoscopy, a powerful tool in the fight against this prevalent disease.

4. Dermoscopy in Skin of Colors

Delight in the rich tapestry of skin tones as we explore how dermoscopy is tailored to meet the unique needs and challenges presented by diverse skin types and colors.

5. Dermoscopy in General Dermatology

Explore mucosal dermatoscopy, hair and nail disorders, non-pigmented benign tumors, inflammatory and infectious skin conditions, and dermoscopy in aesthetic dermatology. Join us for insightful sessions led by renowned dermatologists at the forefront of their fields.

Scientific Committee

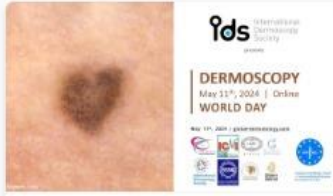
- **Prof. Giuseppe Argenziano (Ita) (Chair)**
- **Prof. Aimilios Lallas (Gre)**
- **Prof. Philippe Bahadoran (Fra)**
- **Prof. John Paoli (Sui)**
- **Prof. Elisa Cinotti (Ita)**
- **Prof. Awatef Kelati (Mar) (Organizer)**

Dermoscopy in Focus: Expert Insights and Innovations

global-dermatology.com/en/events/dermoscopy-world-day


GLOBAL DERMATOLOGY

English | Derm Assistant | Jeff Gouzer



2024-05-11 08:00 - 18:00 your local time
DERMOSCOPY | World Day 2024
 IDS (International Dermoscopy Society)
 8.0 CME Credits

Accreditation



Giuseppe Argenziano
 Italy

Discussions -
 Dermoscopy for everyone

Program in progress

Information | Derm Assistant | Program | Speakers | Partners | Accreditation

- Theme: Dermoscopy for Everyone
- 08:02-08:15 International Dermoscopy Society for every dermatologist worldwide: current...
 Aimilios Lallas MD, MSc, PhD
 - 08:15-08:26 Dermatology practical and conceptual: my best papers
 Giuseppe Argenziano
 - 08:27-08:41 Dermoscopy of Inflammatory Dermatoses (Inflammoscopy): An Up-t...
 Enzo Errichetti MD, MSc, DVD
 - 08:41-08:47 Dermatology Practical & Conceptual
 Sam Polesie MD
 - 08:48-09:03 Dermoscopy of melanocytic lesions and histopathological correlates
 Philippe Bahadoran
 - 09:03-09:35 Discussions - Dermoscopy for everyone
 Giuseppe Argenziano

- Theme: Diagnosis of Skin Cancer
- 11:38-11:56 Dermoscopy of melanoma: from diagnosis to surgical management
 John Paoli MD
 - 11:56-12:14 Lentigo maligna: cases and updates
 Florence Le Duff MD
 - 12:14-12:31 From actinic keratosis to squamous cell carcinoma: dermoscopy and update
 Harald Kittler
 - 12:31-12:57 Dermoscopy in Basal cell carcinoma: diagnosis and management
 Awatef Kelati MD
 - 12:57-13:21 Dermoscopy of rare tumors: Merkel and adnexal tumors
 Ashfaq Marghoob MD
 - 13:21-13:35 Cases on Dermoscopy of skin cancer
 Verche Todorovska MD
 - 13:35-14:11 Discussions
 John Paoli MD

The scientific program offers a comprehensive exploration of dermatoscopy's applications across various skin conditions, featuring expert insights, case studies, and cutting-edge research presentations.

Theme: Dermoscopy in General Dermatology

- 14:25-14:38 **Super-High Magnification Dermoscopy: Cases and updates**
Elisa Cinotti MD
- 14:39-14:54 **Dermoscopy of Mucosa**
Zoe Apalla MD, PhD
- 14:54-15:09 **Trichoscopy/onychoscopy: tips and tricks**
Antonella Tosti
- 15:09-15:25 **Trichoscopy for Everyone: cases and updates**
Michela Valeria Rita Starace MD, PhD
- 15:25-15:42 **Onychoscopy for Everyone: cases and updates**
Matilde Iorizzo MD, PhD
- 15:42-15:59 **Dermoscopy of Non-Pigmented benign tumors**
Stephen Hayes MD
- 15:59-16:16 **Dermoscopy in Inflammatory disorders**
Meriem Soughi MD
- 16:17-16:34 **Dermoscopy in Infectious disorders**
Bengu Nisa Akay MD
- 16:34-16:52 **Dermoscopy applications in aesthetic Dermatology**
Ahmed Sadek PhD LAD, MSc DV, DBA, IFAAD, IFADV
- 16:52-17:21 **Discussions**
Antonella Tosti

Theme: Dermoscopy in Pigmented Lesions

- 09:46-10:04 **Dermoscopy of Facial pigmented skin lesions: tips and tricks**
Aimilios Lallas MD, MSc, PhD
- 10:05-10:19 **Dermoscopy of Nevi**
Elvira Moscarella MD
- 10:19-10:29 **Dermoscopy of blue lesions**
Caterina Longo
- 10:29-10:42 **The many faces of seborrheic keratosis**
Yaei Togawa PhD
- 10:42-10:59 **Seborrheic keratosis like melanoma: an update**
Gabriel Salerni MD, MSc, PhD
- 11:00-11:11 **Updates on Dermoscopy of Dermatofibroma**
Hoda Moneib MD
- 11:10-11:37 **Discussions**
Aimilios Lallas MD, MSc, PhD

Theme: Dermoscopy in Skin of Colors

- 17:22-17:37 **Dermoscopy in skin of color: best papers and updates**
Enzo Errichetti MD, MSc, DVD
- 17:37-17:57 **My best cases from Morocco**
Awatef Kelati MD
- 17:58-18:11 **My best cases from Egypt**
Manal Bossella
- 18:11-18:28 **My best cases from Nigeria**
Nkechi Enechukwu MD
- 18:42-18:58 **My best cases from Brazil**
Elizabeth Leocadia Fernandes MD
- 18:59-19:39 **My best cases from Algeria**
Nazim Khaled MD, MSc
- 19:39-20:13 **Discussions**
Enzo Errichetti MD, MSc, DVD

The sponsored symposia provide a platform for industry leaders to showcase the latest advancements, innovations, and products in dermatoscopy and related fields.

Industry partners



Fotofinder





Canfield







HEINE



- Fotofinder symposium: 317 attendees
- Canfield symposium: 267 attendees
- Heine symposia: 374 attendees



Theme: **Sponsored Symposium** ^



14:11-14:24   **Canfield Update: Benefits of Leveraging Technology for Early Detection of Skin Cancer**
Ashfaq Marghoob MD

09:35-09:45   **Fotofinder Update: The Cutting-Edge of Dermoscopy**
Mohadma Daryale BBA, MBA


09:45-09:46   **HEINE Optotechnik - Quality Made in Germany**
Optotechnik HEINE

11:37-11:38   **HEINE DELTAone — Small and mobile Dermatoscope**
Optotechnik HEINE

17:21-17:21   **HEINE DELTA 30 PRO dermatoscope — Invented to discover**
Optotechnik HEINE

20:13-20:13   **HEINE DELTA 30 PRO dermatoscope — The HEINE colorSHIFT function**
Optotechnik HEINE

Industry partners



ATBM master

- Dermoscopy
- Skin Imaging System
- Total Body Dermoscopy
- Psoriasis Documentation
- Aesthetic Imaging
- AI

Learn <https://www.fotofinder.de/en/technology/total-body-More-dermoscopy/bodyphoto-attentmaster>

With its new features for Total Body Mapping and Dermoscopy as well as the reengineered medicam 1000s, the ATBM master 4th Generation is your reliable partner for early detection of skin changes. By adding the aesthetics software module and the PoFlash XE with new zoom motor you will be able to plan aesthetic treatments and capture brilliant before and after pictures for any procedure. Last but not least, add the PASIScan to benefit from computerized PASI assessment.

<https://www.global-dermatology.com/en/organizations/fotofinder>

CANFIELD

The Most Advanced Portfolio of Medical Dermatology Solutions



veos™
Mobile high-resolution dermatoscopy



D200™
High-resolution dermatoscopy imaging



IntelliStudio™
Advanced Total Body Imaging



vecta™
Total Body 3D Imaging

Canfield Scientific
United States

- Full Body Photography
- Dermoscopy
- Medical Imaging
- Medical Dermatology

Learn More Website <https://www.canfieldsci.com/>

Canfield Scientific is the global leader in imaging systems, services and products for scientific research and healthcare applications. Combining the best dermoscopy systems with Total Body Photography, Canfield's advanced medical dermatology solutions allow you to see lesions more clearly and find changing lesions over time.

<https://www.global-dermatology.com/en/organizations/canfield>



DELTA 30 PRO

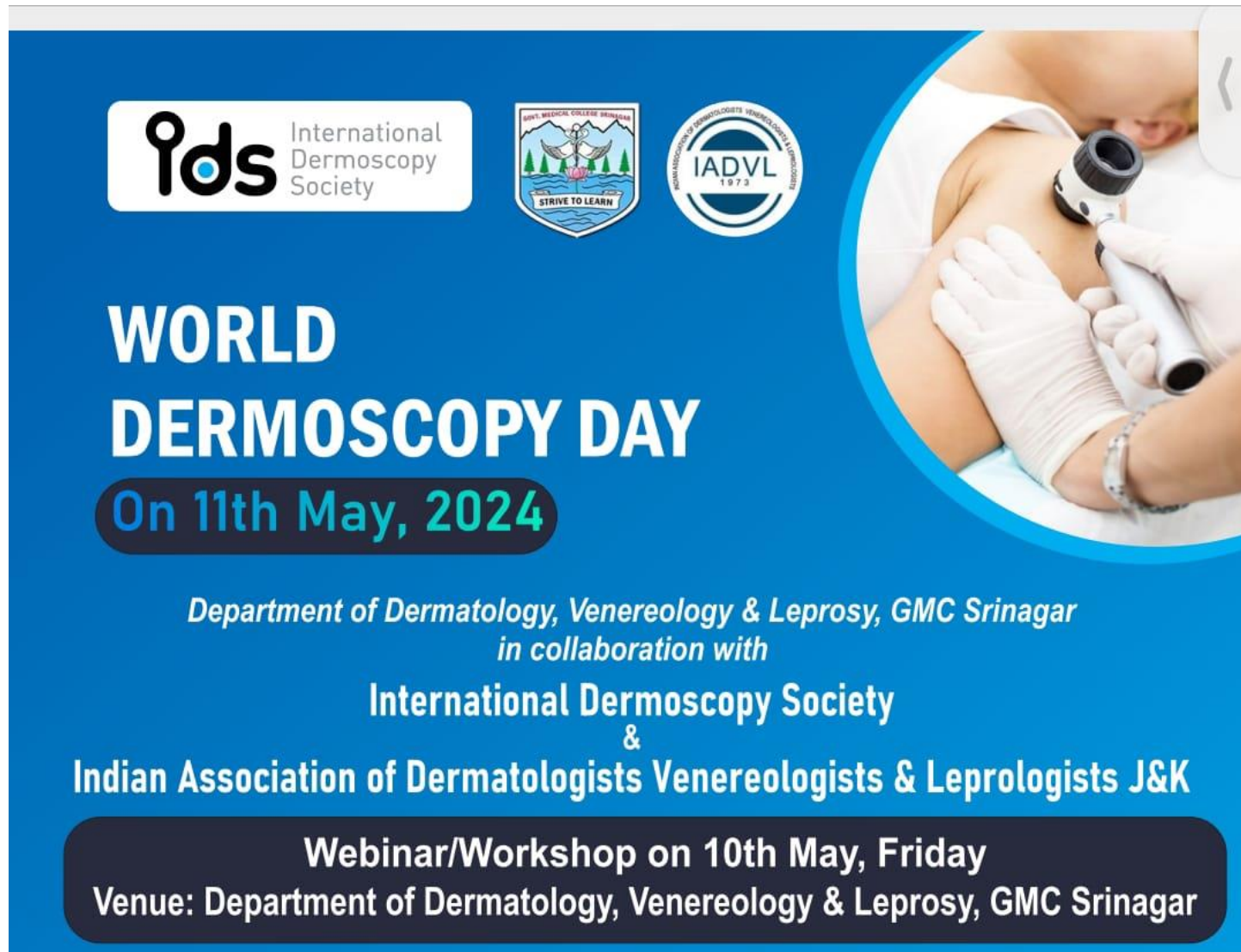
- Dermatoscope
- Dermoscopy
- Dermatology product
- DELTA 30 PRO
- HEINE DELTA

Learn <https://www.heine.com/en/product/s/heine-delta-30-pro-More-dermatoscope>

We invented the first dermatoscope in 1989 and are still a leading manufacturer of dermatoscopes today. On the HEINE DELTA 30 PRO, the LEDHQ elements have been repositioned to provide an extremely vivid, spatial impression of lesions - similar to a 3D image. The HEINE colorSHIFT function is a genuine world first. It allows you to easily adjust the colour temperature to suit your own viewing habits.

<https://www.global-dermatology.com/en/organizations/heine>

This success was only possible thanks to the partners' global out-reach.



ids International Dermoscopy Society

WORLD DERMOSCOPY DAY
On 11th May, 2024

*Department of Dermatology, Venereology & Leprosy, GMC Srinagar
in collaboration with*

**International Dermoscopy Society
&
Indian Association of Dermatologists Venereologists & Leprologists J&K**

Webinar/Workshop on 10th May, Friday
Venue: Department of Dermatology, Venereology & Leprosy, GMC Srinagar

Partners' Audience

- **IDS**, International Dermoscopy Society
- **SMD**, Moroccan Society of Dermatology
- **ITS**, International Trichology Society
- **IADVL**, Indian Association of Dermatologists, Venereologists & Leprologists
- **SDF ICNI group**, the Non-Invasive Skin Imaging Group of the French Society of Dermatology
- **AIDNID**, the Italian Association of Non-invasive Diagnosis in Dermatology
- **MEIDAM**, Middle East International Dermatology & Aesthetic Medicine
- **Sharm Derma**

Global Dermatology engages with its audience through dynamic and informative direct and social media outreach, fostering one of the largest global community of dermatologists

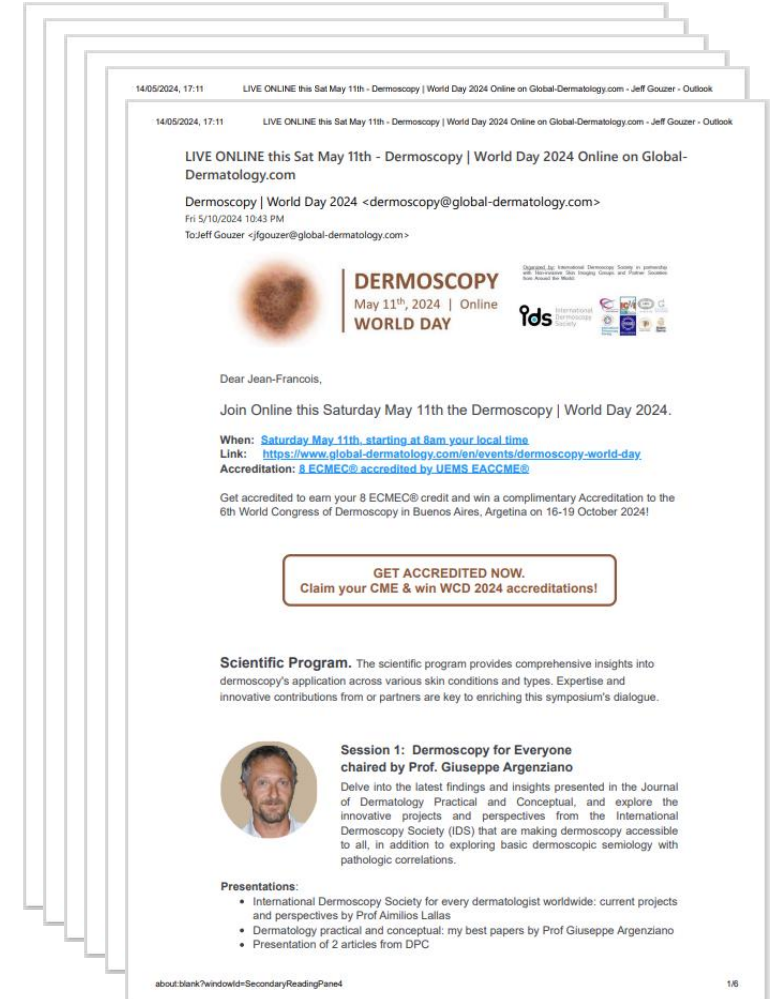


Social Media Audience

- Dermatology News Daily / Facebook page: 326k MD followers
- Dermatology News Daily / Facebook groupe: 43.4k MD followers
- Dermatology News Daily / Instagram: 33.1k MD followers
- Global Dermatology / LinkedIn: 2'772 MD followers
- Dermatology News Daily / LinkedIn: 3'073 MD followers

Direct Audience

- Global Dermatology has 20k+ registered MDs
- 6 editorial bulletins sent, read by 7k+ MDs
- Generating Event page visits by 2.5k unique MDs
- Converting into part of the 3.5k unique Event registrants





6th World Congress of DERMOSCOPY 2024

BUENOS AIRES, ARGENTINA / 16 - 19 OCTOBER 2024



We are looking forward to seeing you at the 6th World Congress of Dermoscopy !


3 attendees of the Dermoscopy | World Day 2024 have won accreditations to the 6th WORLD CONGRESS OF DERMOSCOPY 2024:



Dr. Yosef Legesse Debele, Ethiopia
Dr. Yosef attended 10h51min of scientific lectures on event day.



Dr. Merlina Joseph, Saint Lucia.
Dr. Merlina attended 10h45min of scientific lectures on event day.



Dr. Martha Alejandra Morales Sánchez, Mexico.
Dr. Merlina attended 10h28min of scientific lectures on event day.

Thanks to the generous sponsorship of FOTOFINDER Systems

